



korallenzucht.de

Products for Reefkeeping Specialists



ZEOvit® A Milestone in Reef Aquaristics

brilliant colors • vigorous growth

techniques and solutions for all reef hobbyist and professionals

Edition 2016



Dear Reefer,

We do research in saltwater aquaristic since about 25 years. We do work on and with corals to create the best preconditions in the coral reef tank with respect to water quality, nutrition, supply of elements, color development and color maintenance, growth and reproduction.

Korallenzucht products consist of two columns:

- The base products of the ZEOvit® system for perfect water quality: optimization of nutrient levels in the tank according to the parameters in the natural coral reefs. This means a good, effective biology, constant main levels, low nitrates and phosphates etc. The base products are ZEOvit®, Activated Carbon, ZEObak, ZEOstart.
- Elements and food for optimum nutrition, supply of elements, color development of the corals. The products are e.g. Xtra, Coral Vitalizer, LPS Amino Acid ect.

Furthermore we provide effective problem solvers like Cyano Clean and much more!

All products can be used also without ZEOvit® system!

The complete ZEOvit® system with all the products of Korallenzucht.de are the result of our practical experience with corals of all kind. We provide effective products and technical equipment that allows to practice reef aquaristics simply and successfully. When purchasing Korallenzucht.de products you will receive highly concentrated quality products, used in long-term tests with very positive effects on all kind of corals, also the most sensitive corals.

Each single product was developed to make it easy to keep your corals brilliant and colorful and to reach good and healthy growth with natural appearance and polyps. Our products are dosed permanently or if required from time to time successfully in our test tank, show tank as well as in our complete tank system.

We are happy to be able to breed colored SPS corals for more than 20 years in stable quality.

Located in the beautiful south of Germany – in Bavaria – we operate Germany's and Europe's biggest coral farm and coral retail and wholesale outlet also keeping and reproducing corals successfully. In our coral tank system we keep thousands of corals: we breed interesting species by ourselves as well as we import from coral farms worldwide.

Please feel free to contact us if you have questions or concerns, no matter if you start with a reef tank or if you have problems with an existing tank.

We are pleased to help or offer support to you.

Your Korallenzucht.de team






Imprint

Korallenzucht.de Vertriebs GmbH
Schlesierstr. 1
96237 Ebersdorf b. Coburg
Germany
info@korallenzucht.de
www.korallenzucht.de
Tel. +49 (0) 9562 5024320
Fax +49 (0) 9562 5024321

© Korallenzucht.de Vertriebs GmbH
Printed in Germany.
All rights reserved.
Reprinting, in whole or part, only with
permission.
KZrs-MH-PR-3'-05/16
Layout and Design: sloe-design.de

We reserve the right at any time to make, without
prior announcement, product changes which, in our
view, serve the interests of quality improvement.
Illustrations can be example illustrations, the appearance
of which can differ from the goods delivered.
We accept no liability for factual or printing errors.
Our General Terms and Conditions apply.



Base products

A strong, effective and good biology and the optimization of the nutrient levels in the coral reef tank according to the parameters very close to the natural habitat are created by 4 base products.



ZEOvit® or ZEOvit® for Automatic Filters

ZEOvit® is a balanced mix of different zeolites, which is optimized over decades and which is in permanent use. The exchange of the ZEOvit® media depends on the tanks nutrient load and is necessary each 6–12 weeks. Run in a ZEOvit® filter which allows fast and easy cleaning of the material from mulm and deposits and to regulate flow rates.

- For natural water parameters.
- Natural coloration and growth of all corals.
- Adsorbs ammonium and ammonia, thus preventing the formation of nitrite and nitrate.
- Very clear tank water.

ZEObak

Hightech microorganism solution for salt water tanks

- Creates a healthy, well-balanced and efficient bacterial fauna.
- Reduction of organic and inorganic substances.

- Creates an efficient biology after a short time when used in combination with ZEOstart and/or ZEOfood.
- Reduces the initial cycle for a new tank to only 14 days if used according to our description and in combination with the ZEOvit® system. Please find the detailed description on the pages 20/21 "Initial cycle in 14 days".

ZEOstart

Phosphate & Nitrate Reducer

- Optimal water parameters in a biological way.
- Biology – the most important part of a reef tank! – is supported in an optimal way.
- To provide a food source for beneficial bacteria ZEOstart is dosed daily.
- Reduces phosphate, nitrate, nitrite and several inhibitors.
- Reduces the initial cycle for a new tank to only 14 days if used according to our description and in combination with the ZEOvit® system. Please find the detailed description on the pages 20/21 "Initial cycle in 14 days".

Activated Carbon

Special activated carbon which remains permanently as a filter in the system. Completely replace the activated carbon every 30 days. Place in a filter bag on top of the ZEOvit® in the ZEOvit® filter.

- Adsorbs toxins, toxic compounds, yellowing compounds and proteins.
- Improves coral polyp extension.
- Crystal clear tank water.
- Does not remove any trace elements!

Dosing schedule and exchange intervals of this base products:

The ZEOvit®-guide at www.korallenzucht.de contains the dosing schedule and exchange intervals for the different phases of a saltwater tank: for the initial cycle, for adjustment processes and permanent use!

All products can be used also without ZEOvit® system!





ZEOvit® Filter

These filters allow to regulate flow rates and to shake ZEOvit® media. So channeling is avoided, mulm is flushed out and bacteria plankton is released for uptake by the corals directly.

- Simple, fast and easy removal of mulm and deposits of the ZEOvit®
- Flow rate regulation
- Ideal for keeping all kinds of corals

Different models and sizes available

- Standard model with cleaning rod for tank sizes up to 1000 L
- Easy-Lift models with magnet and double tube: for media exchange the complete internal tube can be removed separately. The material can be shaken easily by tipping and turning due to the magnet below the inner tube. Activated carbon (in a filter bag) can be placed on the top level.
- The automatic filter does mix the ZEOvit® media very silently and automatically every hour for about 20 seconds. The integrated, high quality motor works close to noiseless.



Perfect skimming

The REVOLUTION models for all tank sizes

Powerful: The REVOLUTION models add air effective but hence gently with a spacious nozzle. Therefore the skimming is very natural and gentle. The water is not "beaten" like done by a needle wheel, elements are not precipitated and plankton is saved.

The patented conical shape in combination with our white line nozzle is pushing the foam with a relative low air quantity (water-air proportion ca. 3–4:1, depending on model) into the collection cup nearly of its own. The top foam reminds on the foam formation at the sea, it is soft and creamy.

The S model e.g. works with a water amount of about 1.500 L/h with just about 500 L air per hour which creates a very good, gently and efficient skimming process. Experienced SPS keepers can notice positive changes in their delicate corals even after a few days.

For tank sizes up to 25,000 L.





Lighting

During the last years and still up to date T5 lights have proven very well for saltwater aquaristics: a perfect, equal, well balanced illumination without focal point or dark shadowed areas. Perfect light spectrum, very bright but not aggressive light.

T5 light can be used alone or in combination with metal halides or LED spots (for light curls e.g. in front of the sand area.).

Due to many practical experiments in our grow-out and holding systems we recommend a lighting temperature in the range of 10,000 – 14,000 Kelvin, as from our experience this is the best choice for intensive coral coloration.

T5 Coral Light 10000K

Well proven standard spectrum, tested for all kind of corals with about 10000 Kelvin. High live range, high class German quality product.

T5 Coral Light New Generation 14000K

Optimized color mixture for fantastic coloration with an elevated blue level and about 14000 Kelvin. We recommend the combination with Fiji Purple and Superblue.

T5 Superblue

Coral Light Superblue with blue spectrum and about 20000 Kelvin are a perfect supplementation to our lights in saltwater tanks.


T5 Fiji Purple

New T5 high performance bulb with blue and red spectrum. Perfect combination with Coral Light, Coral Light New Generation and Superblue.

Hard corals increase coloration intensively especially pink, purple and red. Also fish even look more natural and show their complete blaze of color.

Algae growth is not enhanced.





Elements and coral food

for optimal nourishing, nutrition and full color development of the corals

Basis Additions –

Nutrition and elements for a natural, efficient coral reef tank

Pohl's Xtra

- Basic elements. Contains the basic and other most effective elements as well as amino acids necessary for brilliant coloration.
- Enhances colors, growth, vitality.
- Can be utilized for systems with hard, soft and/or horn corals.
- For most mixed systems this trace element mixture is a sufficient basis and perfect solution.

Pohl's Coral Vitalizer

- Special food source for all kind of corals, especially for SPS & soft corals, Goniopora und Alveopora corals.
- Does not increase PO_4 or NO_3 .
- For natural, bright coloration and healthy growth.
- Extreme polyp extension, even at daylight and even with Acropora!
- Moderate overdosage is consumed by tank biology.

ZEOfood

- A combination of necessary food sources for both corals & beneficial bacteria.
- Contains necessary Amino Acids, Vitamins and other ingredients to improve nutrient uptake-process with the result of natural coloration & growth.

Sponge Power Concentrate

- Contains food sources for sponges, clams and sea squirts.
- Supports their water cleaning character and thus enhances water quality
- Especially growth of sponges is improved which does help the biology significantly.
- Enhances purple coloration of SPS corals.
- Extends SPS corals colored growing tips.
- Supports the regeneration of harmed corals.

Iodide Complex Concentrate...

- Contains organic and inorganic iodide, bromine, potassium and fluorine.
- Necessary elements for corals and biological functions.
- Improves vitality & coloration of all kind of corals.
- Especially for blue & green coloration.
- If overdosed corals turn to green.

... or Potassium Iodide/Fluoride Concentrate

- Contains inorganic iodide, bromine, potassium and fluorine.
- Necessary elements for corals and biological functions.
- Improves vitality & coloration of all kind of corals.
- Especially for blue & green coloration.
- If overdosed corals turn to green.





Advanced, Specialized Additions

B-Balance Concentrate

- Enhances red coloration of SPS & LPS corals.
- Enhances rich and deeper coloration.
- Necessary element to improve corals basal encrustation.
- Improves growth, reproduction and coloration of blue Cespitularia.

K-Balance Concentrate & K-Balance Strong Concentrate

- Contains different potassium bonds.
- Maintaining coral health and biological functions.
- Enhances growth and coloration of all corals, especially blue colored SPS & LPS.
- Prevents "old tank syndrome".
- Extreme polyp expansion within short time.

Pohl's Xtra Spezial

- Basic trace element mix for ultra-low nutrient systems with pale coral coloration.
- Enhances significantly coloration, growth and vitality of the corals.
- Can be utilized for systems with hard, soft and/ or horn corals.

Amino Acid High Concentrate

- Hightech Amino Acid solution.
- Improves natural coloration and polyp expansion for all kind of corals.
- Strongly improves growth and vitality of corals, even for sensitive species and if placed in lower lighting areas.
- Can increase the time frame to recover harmed corals. Improves LPS grow significantly.
- Tridacnas show clearly separated defined colors. Gonipora and Alveopora can be kept easy.
- Montipora corals from Fiji and Tonga grow faster, keeping their up to 3 or 4 different colors.
- SPS corals produce more mucus and therefore have improved protection for predators.
- Maximized polyp extension for all kind of corals.

Amino Acid LPS

- High quality nutrition especially for large polyp hard corals (LPS) and soft corals, for example Cynarina, Blastomussa, Welsophyllia, Symphyllia, Musidae, Fungia, Heliofungia, Catalaphyllia, Euphyllia ...
- Coral tissue will expand immediately after dosing.

- Very positive effect on coral growth.
- Supports regeneration of harmed corals.
- Completely different kind of Amino Acids compared to Amino Acid High Concentrate.

Pohl's A-Balance

- Reduces Cyanobacteria rapidly and brings biology back to balance!
- Counteracts Cyanobacteria and is helpful in case of imbalances in salt water tanks within a short time.
- Reduces Cyanobacteria in connection with CyanoClean within 2 days.
- Recovers the systems biological balance.
- Helpful if corals show basal tissue narcosis (TN).
- Enhances yellow coloration on Acropora corals in connection with Sponge Power.
- Improves polyp expansion.
- Harmless for corals and all tank inhabitants.
- Will be consumed completely from biological processes and corals.



Extreme Coloration

Coral Booster

- Essential elements in the most uptake-able and highest quality form for corals and biology.
- Balances elemental deficiencies.
- Extreme polyp expansion after dosing.
- Improves coloration, especially blue and pink.

ZEOspur2 Concentrate

- To maintain extreme coloration and brilliance.
- Contains elements to control and reduce zooxanthellae density for mainly Acropora, Anacropora and Montipora corals.
- The reduction of zooxanthellae density in the outer layers of the corals does improve natural coloration.
- Corals regain more energy for health and growth.

Iron Concentrate

- Improves all kind of coral colors.
- Can be utilized as a targeted color-enhancer for green pigmented corals.
- Improves growth and reproduction of zooxanthellae.


ZEOspur Macroelements

- Prevents Macro Element deficiency and improves biological functions.
- Green Acropora get more coloration and get back natural bright, metallic coloration within a short period of time.
- Enhances green and yellow coloration.
- Contains, among other elements, Lithium, Vanadium, Palladium, Boron, Selenium, Yttrium, Ruthenium, Lanthan, Cesium, Samarium, Cerium, Tin and Aluminium.
- Does not contain the "standard" elements but rather elements missing from synthetic salt mixes.



Stylo-Pocci Glow

- For natural, strong coloration.
- Contains components stimulating metabolism of Stylophora, Seriatopora, Pocillopora.
- Corals respond with adjustment of zooxanthellae density and get back their natural, deep coloration.



Automatic Dosing System

NEW! Automatic Elements

Automatic dosing without any technical equipment!



- The elements and active components are embedded in a solid carrier substance. Elements and active components are automatically dissolved from the solid carrier substance in small quantities directly to the water.
- The "Automatic Elements" can be placed into an internal filter or directly into a sump area with adequate flow.
- The structure of the carrier substance does make sure to release the elements and active components constantly up to 4 months directly into the water.

Available products right now:

- Potassium Iodide Fluoride Concentrate
- Amino Acid High Concentrate
- B-Balance Concentrate
- Iron Concentrate
- K-Balance

These automatic products contain the same elements and active components as the corresponding liquid products.

Problem Solutions



ZEOLife

- Liquid filter media.
- Reduces phosphate and nitrate.
- Removes yellowing compounds and cloudiness in a biological way.
- Promotes certain metabolism effects in the tank.

FlatwormStop

- Effective aid for corals infected with Acropora tissue eating flatworms (AEFW).
- Strengthens vitality of harmed SPS corals, even of corals without flatworm infection.
- Very valuable components are gathered by the corals immediately after dosing.
- Rapid regeneration of harmed corals as well as increased basal encrustation!
- Harmed corals regain natural coloration after recovery.
- Unlike other chemical and/ or medications marketed to battle AEFW, Flatworm-Stop can be dosed directly into the display tank without any ill-effects to fish, corals, microorganisms or the biological filtration.

Coral Snow

- Liquid filter media, secondary biological facilitator for elements.
- For small polyp and large polyp hard corals, soft corals and clams
- Neutralizes undesirable acids.
- Solution for e.g. slime algae and Cyanobacteria (mixed with CyanoClean, ZEObak or BioMate).
- Aids in eliminating inhibitors, caused by fresh imported or harmed corals.
- After loosing corals Coral Snow does help to stabilize biology.
- The temporary cloudiness in the water is harmless for all fish as well as sensitive corals.

ZEozym

- Enzyme-based biological stimulant; promotes beneficial bacterial metabolism.
- Amplifies the positive effects of ZEObak and BioMate.
- Stimulates biological control of slime algae.
- Enhances skimmer performance
- Aids removing harmful substances
- Improves growth and building biomass!

CyanoClean

- Special bacterial strain to eliminate Cyanobacteria.
- Daily dosing is required. Please start dosing as soon as an outbreak is visible.
- As a prevention, CyanoClean can be dosed once a week.
- At strong infections it might be necessary to treat cyano up to 8 weeks.
- Coral Snow can be utilized to further enhance the effects of CyanoClean.

BioMate

- Hightech bacteria solution for salt water tanks.
- Reduces mulm and phosphate in a biological way.
- Processes mulm of substrate and rock.

Pohl's A-Balance

Please see page 9.





Products for healthy fishes



Amino Acid Fish

- Improves post-illness recovery.
- Heightens immune response.
- Reduces susceptibility to diseases and/ or stress.
- Provides fish with essential Amino acids.
- Increases overall survival-rate of juveniles while enhancing coloration and growth.
- Encourages better coloration in adult fish.
- Aids in correction of malnutrition.

Immun Stabil Fish

- Pure herbal extract.
- Enhances coloration and vitality.
- At first signs of any illness, introduce Immun-Stabil into fish diet by soaking food and/ or any food-mesh prepared for your specimens.

Resistant Fish Concentrate

- Fish with abscesses, wounds, mucous damages and other injuries as well as parasitical infestation: Separate and bath fish for treatment.
- Impedes the growth of protozoa, nuisance algae, fungus and parasites.
- Strengthens the immune system and improves growth.
- Binds inorganic compounds such as heavy metals, quicksilver, copper and steel.
- Binds organic contaminants whether microbial or decaying matter such as parasites, algae, bacteria, fungus.
- Binds bird, fish, snail and worm excrement as well as fouling food, plant matter...
- Protects mucous membranes and gills from ectoparasites and fungus.

Marine Fish Pellets

Highly nutritious ingredients. Optimal and well balanced nutrition. Marine Fish Pellets can be used as a stand-alone feeding platform for maximum vitality, health and conditioning. This is due to active ingredients used which are targeted against stress-factor/elements.

Marine Fish Pellets build up resistance against parasitic and/ or viral infections by strengthening the immune system.

- Ingredients against stress-factor/elements.
- Intensifies coloration.
- Promotes healthy intestinal flora and digestion.
- Very low water-polluting index.
- Build up resistance against parasitic and/ or viral infections.

Regular Water Changes

To get a balanced addition of elements contained in the salt mixes we recommend a regular water change of about 10 to 15 % of the system volume monthly, depending to the actual nutrient situation and stocking level.

Agitate the mixing water with a pump and heat it up to 25 degrees. As soon as this temperature is reached the salt can be slowly trickled into the water. When the salt is dissolved after about 10 minutes the fresh saltwater can be used immediately. We recommend a salinity of 34–35 ‰ at 25 degrees.



Reefer's Best Coral Reef Salt Premium Quality

Reefer's Best – Coral Reef Salt Premium is produced with utmost care, using only the highest quality chemicals following the German and European pharmacy dispensary standards.

This Premium Reef Salt was developed and especially mixed for reefers demanding the highest standards.

The effect on your sensitive animals will convince you when using Reefer's Best – Coral Reef Salt Premium Quality.

- Provides all elements necessary for the corals.
- Distinctive well-being of all tank inhabitants after water change.
- Balanced addition of consumed elements.
- Meets highest demands.
- We do exclusively use this salt for our coral breeding system and all our tanks.





Optimization of nutrient addition

For the removal of dissolved solids of fresh water (before using for top off water and water changes) we recommend to use a reverse osmosis system and filter resin at last stage.

Decisive criteria is the pollution of tap water and elevated TDS readings after the unit. You will find different models online at www.korallen-zucht.de or in our shop.

Purest Water Filter Resin Korallenzucht

The filter resin should be connected after the reverse osmosis system to remove any residual salts.

- Extremely effective filter resin
- Completely removes residual salts after the reverse osmosis system



BIOphos 2 Phosphate and silicate absorber

Iron based granulate to remove of phosphate and silicate in salt- and fresh-water tanks.

Application: slow water flow in a filter bypass. 1 kg can absorb approximately 60 gr of phosphate.

Biophos 2 should be exchanged as soon as PO_4 is measurable at the PO_4 reactor outlet.

To enforce the effect of the absorber we recommend to place the wet absorber overnight in the freezer.

Do not use phosphate absorbers in combination with the ZEOvit® system.

CO₂ Calcium Reactor

Our powerful calcium reactors are developed for systems up to 20,000 liters. Minimal CO₂ consumption due to the internal CO₂ recirculation to optimize output.

A constant addition of calcium, magnesium and carbonate is also very important. To keep the parameters steady we recommend the constant addition with a CO₂ calcium reactor, filled with coral gravel and according to the tanks individual consumption also with magnesium granulate (ZEOMag) and calcium granulate (Calcium plus), without the permanent addition and accumulation of chloride and/ or sulfate.



Calcium Plus Granulate

Calcium Plus Granulate to increase calcium levels with a calcium reactor. Magnesium and carbonate remain unaffected.

ZEOMag – Pure Magnesium Granulate

ZEOMag is a pure magnesium granulate to mix with the coral gravel in the calcium reactor. Coarse grain size of 6–12 mm. Increases magnesium without chloride or sulfate.

Coral Gravel

To increase mainly carbonate hardness but also calcium with a calcium reactor.

Due to the regional provenience natural coral gravel has clear differences in suitability.

- Very pure coral gravel coming from best coral regions.
- Coarse grain size of 15–25 mm.
- Soak 3–4 days before usage in reverse osmosis water. Replace the reverse osmosis water daily.





For a short time usage and quick increase we offer the following products:

Magnesium Complex Concentrate

Important element for hard corals and calcareous algae.

Calcium plus Liquid

To increase and maintain calcium level in saltwater.

KH plus Liquid

To increase and maintain carbonate hardness in saltwater.

KH plus Powder

To increase and maintain carbonate hardness in saltwater.

Calcium plus Powder

To increase and maintain calcium levels in saltwater.

Regular or if possible weekly check of Ca, Mg, K+, KH and Salinity is very important to be able to add the consumed elements according to the individual needs of each tank.

To check Ca and KH we recommend the test kits offered by Macherey-Nagel and for potassium our Korallenzucht potassium test kit.

The following concentrations create optimal results:

- Ca 380–400 mg/l
- Mg 1.200–1.300 mg/l
- KH 6,5–8
- Potassium 390 mg/l
- Salinity 34–35 ‰

Test Kit Potassium

Potassium is a main element in saltwater. It is consumed permanently by animals. We recommend to test its concentration every 10–14 days regularly.

All products can be used also without ZEOvit® system!





Further products of korallenzucht.de

Speedglue – powerful bonding

- High-speed binder for corals and reef constructions.
- Strong, powerful bonding.
- Even for most sensitive hard corals and frags very well suited.
- Can be used out of and submerged to water.

Sea Water Complex – all in one

Combination of nearly all trace elements used and required by corals as far as our experience has shown.

- Contains strontium, barium, magnesium, iodine, bromine, fluorine, manganese, chromium, copper, nickel, potassium, zinc, lithium, boron, cobalt, rubidium, but no calcium, carbonate, iron.

Trace Element Complex Concentrate

You will find the manifold diversity of important minerals in our Trace Element Complex Concentrate.

- Especially for hard corals, extremely growth enhancing

Strontium Complex Concentrate

Strontium, barium and further elements enhance the growth of many stony and soft corals, especially indispensable for reef building hard corals like Acropora, Montipora, Seriatopora etc.





Coral System

Coral System is a separate product line to cultivate and breed corals successfully, to maintain and enhance coloration with good growth rates and beautiful polyp expansion.

This product line has been developed for reefers who want to cover most necessary additions with a complete system and who do not use the ZEOvit®-System. An automated dosage with dosing pumps is possible without any problems.

Coral System platform contains 4 products, which are a complete unity. Exceptional results can be achieved utilizing the Coral System methodology.

The System provides vital elements and compounds for coloration, health and improved biology. It contains no calcium, carbonate, magnesium, these main elements have to be checked regularly and dosed separately when needed.

- Coral System 1 – Coloring Agent 1**
- Coral System 2 – Coloring Agent 2**
- Coral System 3 – Amino Acids**
- Coral System 4 – Coloring Agent 4**





Setting up a new sea water tank. Initial cycle with the ZEOvit® system: complete stocking after just 14 days!

Here we go:

Before the initial cycle

Install an appropriate saltwater tank, install the sump, install necessary PVC tubing and make sure to give the glue enough time to dry!

Day 1

1. Water

Fill the system with reverse osmosis water, if possible use the RO unit with a filter resin as last stage to reach low TDS readings as an optimum basis.

Heat up the water to 20–25 degrees and install current pumps at the same time.

2. Current

We recommend a smooth and broad flow, about 20–40 times of the tank's volume per hour. Also well approved is the combination with Osci-Motion – they create a very natural shifting streaming due to the pivoting pumps.

3. Sea Salt

As soon as the water temperature is around 25 degrees and appropriate streaming has been installed, slowly add Reefer's Best Sea Salt by trickling the salt slowly into the current. The salt should dissolve by strong streaming immediately and not settle down at the bottom.

Adjust salinity slowly to around 34–35 ‰.

Live rock can be added as soon as the salt has dissolved completely and the water is clear.

4. Live Rock

It is very important to use fresh live rock in good quality. Due to strong coral growth calculate about 5–10 % of the tanks volume. Always available in fresh, top quality from our online shop or in our store in Ebersdorf b. Coburg.

Rock work can easily and stable be fixed with Speedglue (s. p. 18) without harming the water quality in any way.

After the live rock is in the tank please fill in your sand bed, start your skimmer and ZEOvit® filter as well as start lighting now.

5. Sand bed

Use a biologically unaltered sand without phosphates. We solely use our Aragonite, it does not give any unwanted substances to the water and the effect on the initial phase is very positive. Do not use Live Sand in combination with the ZEOvit® system.

Aragonite

High quality white and heavy sand without phosphates for rich sand fauna. Ideal also for burrowing animals.

6. Start Skimming


As soon as live rock is added start skimming!

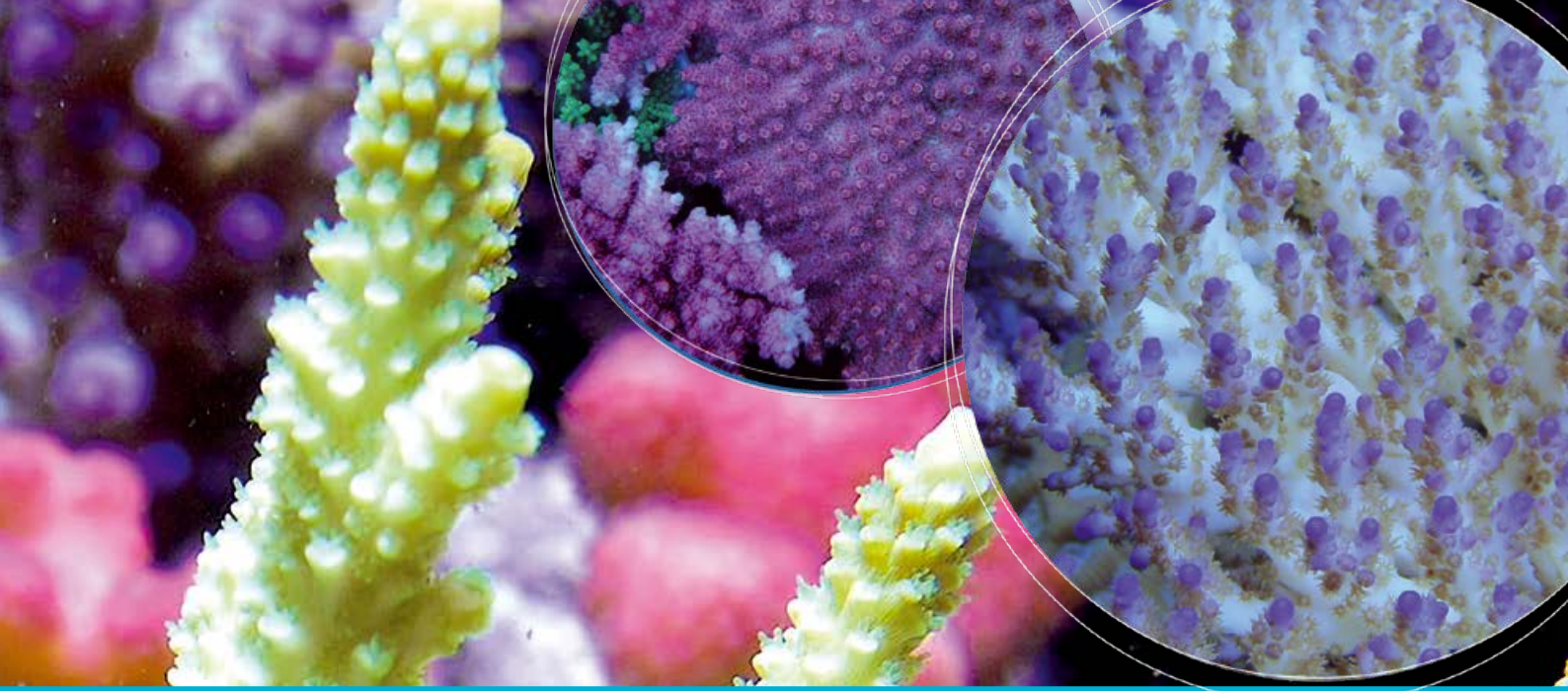
7. Start the ZEOvit® Filter

Use 1 liter ZEOvit® for each 400 l of water tank volume. Do not exceed flow rate through the filter of 400 l per hour maximum, run the filter with continuous flow.

8. Start Lighting

Start the lighting. After all we still recommend as main light source T5. Ourselves we use a mix





of Coral Light New Generation, Fiji Purple and Superblue in mixing ratio of 6:2:2.

In our tanks we test permanently new lights. After many years of experience we are still convinced of good T5 light, with about 12 hours lighting period daily.

9. Dosage

The addition of ZEObak, ZEOstart and Sponge Power is started now with a special start quantity:

- ZEObak: 5 ml per 100 liters
- ZEOstart: 10 ml per 100 liters
- Sponge Power: 3 ml per 100 liters

Day 2 and Day 3

Dosing break.

Day 4

Dose ZEObak, ZEOstart and Sponge Power as recommended on the product label.

That means starting at day 4 with the following additions:

- ZEObak once up to twice a week
1 drop per 100 liters
- ZEOstart 2 ml per 1000 liters daily
- Sponge Power 1 drop per 100 liters daily

Day 4 – 10

Different algae phases can appear, like some brown slime algae followed by some healthy green algae. Use the same dosage like described for day 4 above. Double check Salinity.

Day 10

When water parameters are within the recommended ranges first herbivore fish (max. 2 per 200 L) can be added, also sea urchins and turbo snails. You should also be able to add the first not too sensitive corals like branching Montipora and soft corals. As soon as corals are in the tank add the Activated Carbon.

Activated Carbon

As soon as the first animals are stocked into the system, add the Activated Carbon: Use permanently 1 liter per 1000 liters system volume, replacement interval 30 days.


The Activated Carbon is placed in a filter bag on top of the ZEOvit® in the ZEOvit® filter.

Day 11 – 14

Continue dosing as described for day 4. Check Carbonate Hardness and Salinity carefully.

More corals can now be added into the system. Additional fish can be added but should be done very slow. Also fish feeding has to be done very carefully in this phase as biology is not very stabile, biology is slowly adjusted to the changing situation. Do not add more fish than 1–2 smaller fish per 250 liters per week. After additional 4–8 weeks you can add the rest of the fish planned for the system.

With this method we have started many tanks very successfully without any problems. Take care while following the above directions. If you have any question feel free to contact us.



Quick Reference – Problem solving

This is a quick guide line, telling you which product can be used for which purpose. This reference will also be helpful as a problem solver for different problems.

Coloration

Pohl's Xtra, Xtra special, Coral Booster, ZEOspur2, ZEOspur Macroelements, Stylo-Pocci Glow, B-Balance, Sponge Power, K-Balance, Iron Concentrate, Iodide Complex, Potassium Iodide fluoride

Phosphate/Nitrate

Use ZEOvit®, ZEObak, ZEOstart and Activated Carbon. Also BIOphos 2 can be used (not necessary when using the ZEOvit® system). Coral sand and Coral gravel should be soaked in reverse osmosis water before use. Use ZEOLife. Check your fish feeding habits and fish food.

Slime algae

Dose Cyano Clean and Coral Snow (up to 10 ml/ 100 l possible) daily. The addition of A-Balance can also be very helpful! Add a filter resin as the last stage of your RO unit and check the RO water with a TDS meter. Test for a adequate Calcium level, approx. 400 mg/l is ideal. Check life time of tubes and bulbs. Test for PO₄ and cross check salinity. Siphon out slime algae.

Tissue Narcosis from the tips

Check calcium level. Check phosphates, maybe phosphates were reduced to quick. Use Coral Snow.

Tissue Narcosis from the base

Do a bigger water change. Dose Sponge Power and Pohl's Xtra. Use Coral Snow and Activated Carbon. Cross check Salinity and basic water parameters.

Bubbling in tissue and tips

Check calcium level.

Yellowing compounds in the water

Use Activated Carbon. Dose Coral Snow and/or ZEOLife.

Goniopora/Alveopora bad polyp extension

Place in a lower flow and less light area. Use Coral Vitalizer, Amino Acid and/or AminoAcid LPS.

Pale colors on Seriatopora, Stylophora, Pocillopora corals

Dose B-Balance. Check the potassium level and Salinity. Avoid quick changes in salinity. Dose Pohl's Xtra and Stylo-Pocci Glow.

Brown coloration of Acropora and other SPS corals

Dose Pohl's Xtra, ZEOspur 2, Stylo-Pocci Glow, B-Balance and the ZEOvit®-System base products. Make sure nutrient levels are not elevated.

General poor look of corals:

Water change of approx 30 % with Reefer's Best salt, crosscheck salinity, potassium levels, CA, KH. Possible helpful: Sponge Power, Coral Snow, Pohl's Xtra, Coral Vitalizer.

Increase polyp extension

Dose Coral Vitalizer, use Activated Carbon and Iodide Complex.

Pale coloration, bad polyp extension of Acropora, Montipora and Seriatopora corals


Observe for any kind of pests like e.g. Acropora tissue eating flatworms, Montipora tissue eating snails or other pests. Most parasites are hard to find so check the corals closely. Not all corals tolerate a fresh water bath or a dip in iodide. Different wrasses can be helpful. Use Flatworm-Stop and K-Balance.

Fish with abscesses, wounds, mucous damages and other injuries as well as parasitical infestation

Separate fish for treatment. Dose Resistant Fish 1–2 closing caps per 5 liters (according to heaviness of infestation), bath about 15–20 minutes. Then place fish back into the tank. Repeat if necessary.

This list is not complete, just a quick "first aid guide" to indicate a resolution for a problem.





ZEOvit®-Forum www.zeovit.com

Unique Service

For international exchange of experiences we provide a multilingual forum for our customers with competent moderators worldwide!

Read the field reports of other reefers, find all possible news and interesting information and be inspired by the worldwide shown tank pictures.

Just log in and there you go!



You are interested in our products?

We provide many more interesting products for saltwater tanks in our shop and store. The complete program can be found at www.korallenzucht.de or in our shop in Ebersdorf b. Coburg with a huge variety of all kind of corals.

Each of our products can be used independently of the ZEOvit® system in any reef tank with efficient effects, so you can use each of the products with any other system.

Our products are also available form well-assorted specialized trade partners.

We are looking forward to attend upon your request!

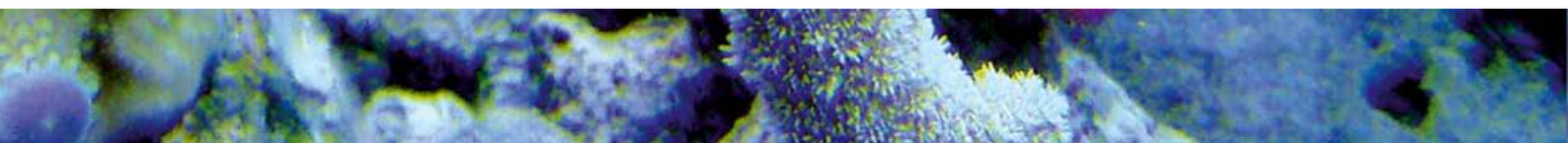
Opening hours

Monday	7am – 12pm
Tuesday – Friday	7am – 6pm
Saturday	10am – 1pm

Korallenzucht.de Vertriebs GmbH
Schlesierstr. 1
96237 Ebersdorf b. Coburg – Germany

info@korallenzucht.de
www.korallenzucht.de

Tel. +49 (0) 9562 5024320
Fax +49 (0) 9562 5024321





**We are looking forward
to attend upon your request!**

Korallenzucht.de Vertriebs GmbH · Schlesierstr. 1
96237 Ebersdorf b. Coburg · Germany
T +49 (0) 9562 5024320 · F +49 (0) 9562 5024321
info@korallenzucht.de · www.korallenzucht.de

